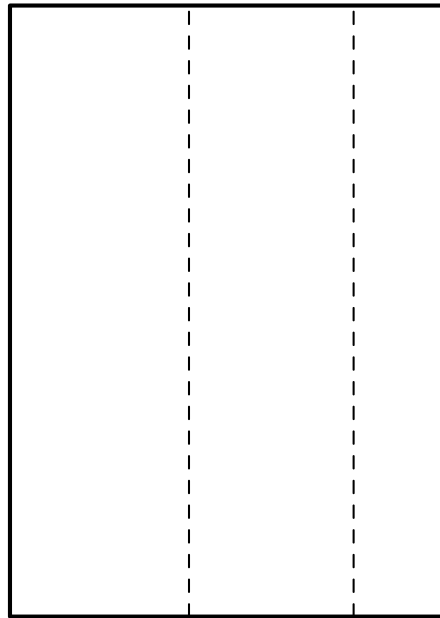
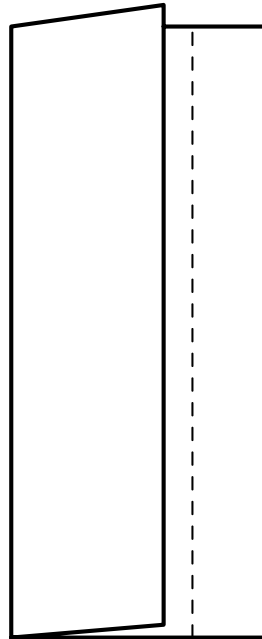


# Duck Puppet




① Take a A4 piece of paper.





② Fold the page vertically, just less than half way.




③ Fold the remaining paper over to make a flattened tube.



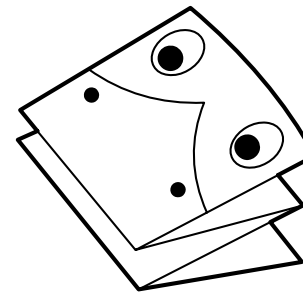
④ Glue the top flap into place all the way down.



⑤ Turn the flatten tube over and fold in half.



⑥ Then, fold each side back over to make a concertina shape.



⑦ Decorate your puppet with a duck face and beak.

